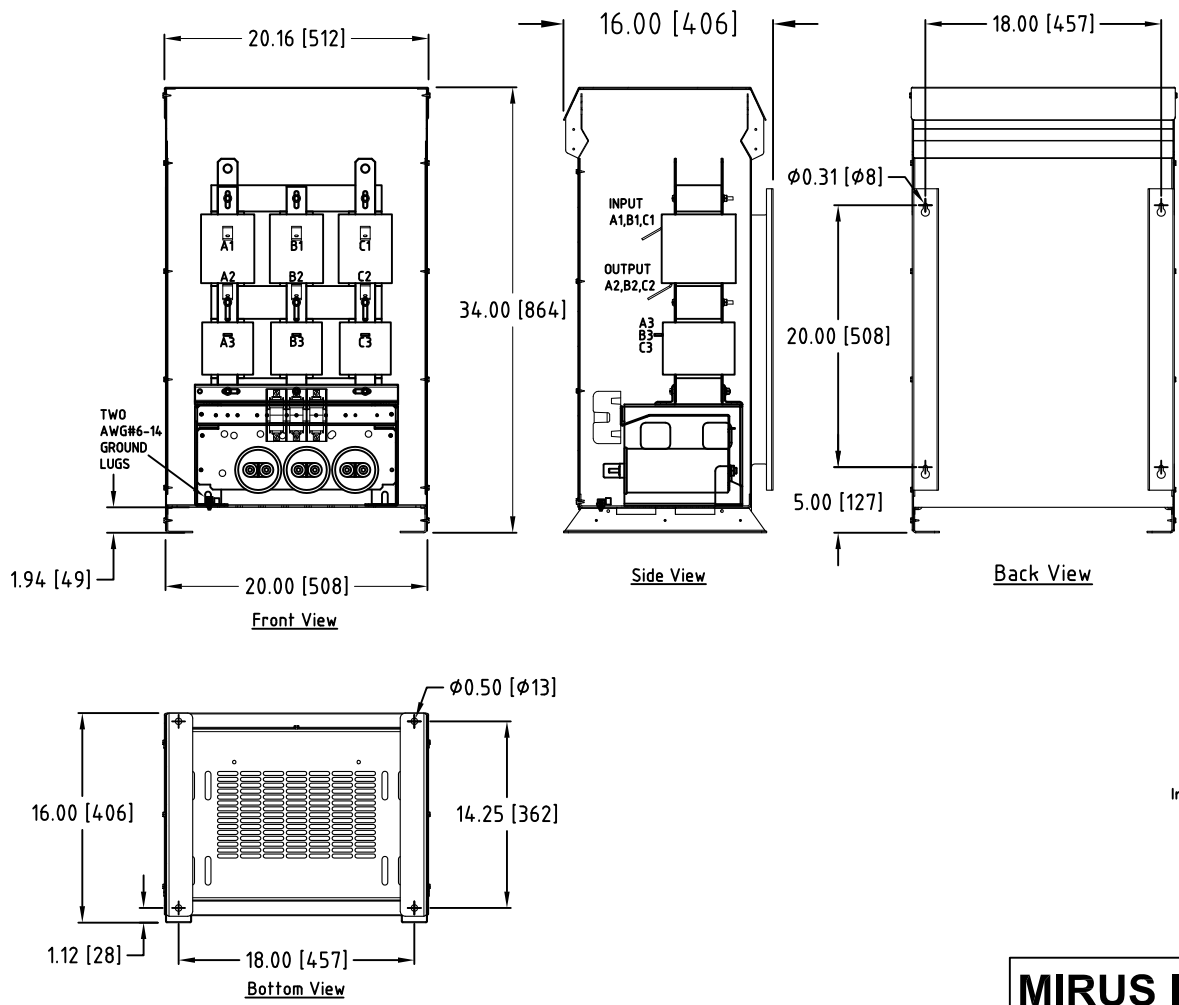
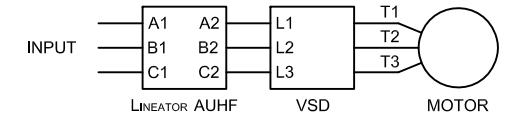


Rev. No.	Revision Note	Date	By	Checked
A13	Capacitors Revised	21-MAY-14	AH	YM
A14	REVISED TO PRESSURE PLATE STYLE	29-MAR-2018	CG	BDK

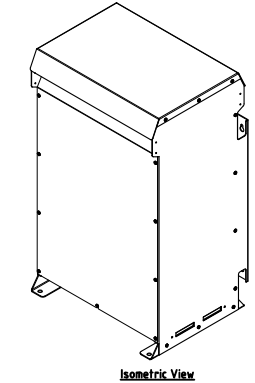
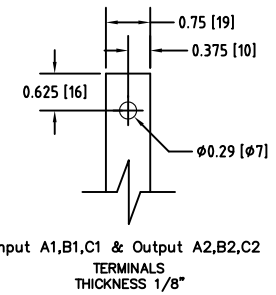


Connection Diagram



UNIT SPECIFICATIONS			INPUT	OUTPUT	APPROX. WT,
HP (kW)	PHASE	VOLTS	AMPS	kW	lb (kg)
100 (75)	3	600	90	84	315 (143)

- NOTES:
- Customer is responsible for installation to meet all national and local electrical codes and other applicable electrical safety authorities.
 - Type 3R Enclosure requires only front access but minimum 6" clearance should be provided at rear for proper ventilation.



MIRUS International Inc.		31 Sun Pac Boulevard, Brampton, ON, Canada L6S 5P6 Tel: (905) 494-1120 Fax: (905) 494-1140 Toll Free: 1-888-TO MIRUS			
Unless otherwise specified, dimensions are in inches and [mm].	Drawn by EH	Date 04-JUN-06	Checked by YM	Approved by - date YM - 04-JUN-06	Scale NTS
The information contained herein is the sole property of MIRUS International Inc. Any form of reproduction, distribution and/or disclosure of this information, all or in part, is strictly prohibited without the express written consent of MIRUS International Inc.		Title 100 HP, 600V, 60Hz LINEATOR AUHF (NEMA-3R)			
		Filename AUHF-100-600-60-D-E1-A14	Revision A14	Sheet 1/1	