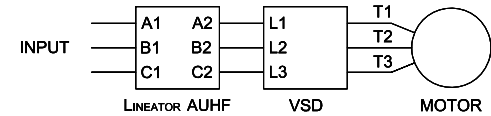


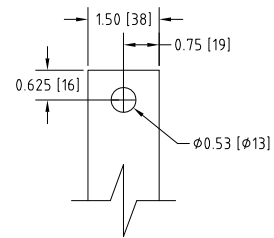
Rev. No.	Revision Note	Date	By	Checked
A5	WEIGHT UPDATED	14-APR-14	PH	CG
A6	REVISED NAMEPLATE DATA	11-AUG-2020	CG	AH

Connection Diagram

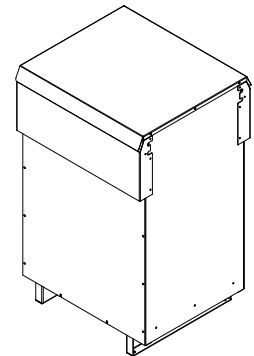


UNIT SPECIFICATIONS				INPUT	OUTPUT	APPROX. WT
HP [kW]	PHASE	VOLTS	Hz	AMPS	kW	lb [kg]
300 [220]	3	480	60	337	251	808 [366]

- NOTES:
- CUSTOMER IS RESPONSIBLE FOR INSTALLATION TO MEET ALL NATIONAL AND LOCAL ELECTRICAL CODES AND OTHER APPLICABLE ELECTRICAL SAFETY AUTHORITIES.
 - TYPE 3R ENHANCED ENCLOSURE SUITABLE FOR OUTDOOR INSTALLATION. ONLY FRONT ACCESS IS REQUIRED BUT MINIMUM 6" CLEARANCE SHOULD BE PROVIDED AT REAR FOR PROPER VENTILATION.



INPUT A1,B1,C1 & OUTPUT A2,B2,C2
TERMINALS
THICKNESS: 1/4"



Isometric View

MIRUS International Inc.		31 Sun Pac Boulevard, Brampton, ON, Canada L6S 5P6 Tel:(905) 494-1120 Fax: (905) 494-1140 Toll Free: 1-888-TO MIRUS			
Unless otherwise specified, dimensions are in inches and [mm].	Drawn By CW	Date Created 28-Mar-08	Checked by YM	Approved by - date YM-28-MAR-08	Scale NTS
The information contained herein is the sole property of MIRUS International Inc. Any form of reproduction, distribution and/or disclosure of this information, all or in part, is strictly prohibited without the express written consent of MIRUS International Inc.		Title 300 HP, 480 V, 60 Hz LINEATOR™ AUHF (Type-3R Enh.)			
		Filename AUHF-300-480-60-D-E1E-A6	Revision A6	Sheet 1/1	