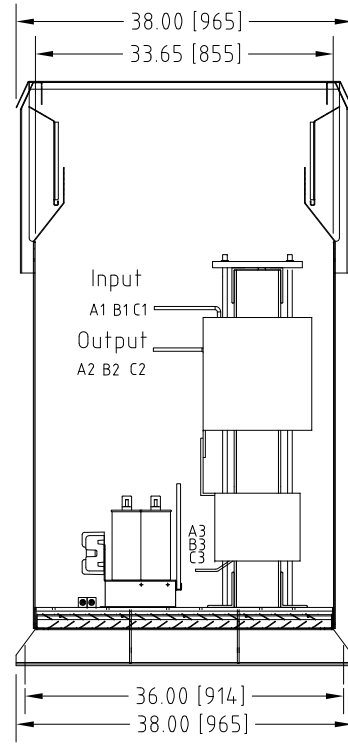
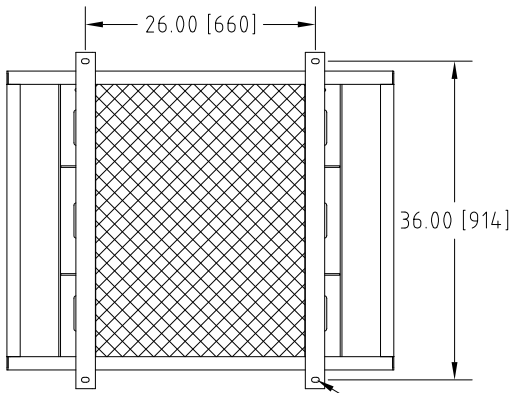


Front View
(Behind Capacitors)

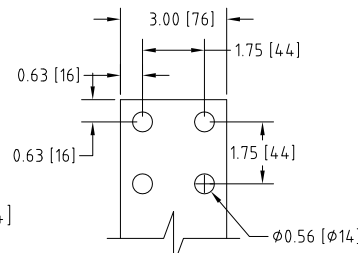


Side View



Bottom View

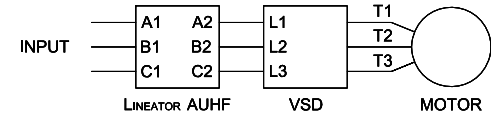
Ø9/16" SLOT FOR Ø1/2" ANCHOR



Input A1,B1,C1 & Output A2,B2,C2 TERMINALS THICKNESS: 3/8"

Rev. No.	Revision Note	Date	By	Checked
A17	REVISED E0 FOOT BRACKET	23-JUN-2017	CG	AH
A18	REVISED INPUT AND OUTPUT BUSBARS	08-NOV-2017	CG	AH

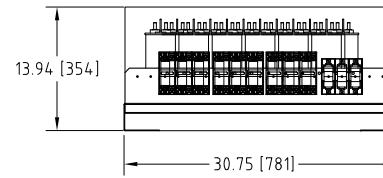
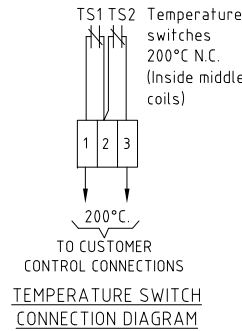
Connection Diagram



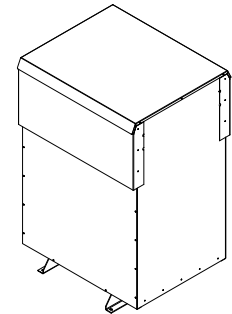
UNIT SPECIFICATIONS				INPUT	OUTPUT	APPROX. WT
HP [kW]	PHASE	VOLTS	Hz	AMPS	kW	lb [kg]
800[560]	3	480	60	890	662	1852 [842]

NOTES:

- Customer is responsible for installation to meet all national and local electrical codes and other applicable electrical safety authorities.
- Type 3R Enhanced enclosure suitable for outdoor installation. Only front access is required but minimum 6" clearance should be provided at rear for proper ventilation.



Capacitor Board



Isometric View

MIRUS International Inc.

31 Sun Pac Boulevard, Brampton, ON, Canada L6S 5P6
Tel:(905) 494-1120 Fax: (905) 494-1140 Toll Free: 1-888-TO MIRUS

Unless otherwise specified, dimensions are in inches and [mm].	Drawn by BW	Date 19-MAR-07	Checked by YM	Approved by - date YM- 19-MAR-07	Scale NTS
The information contained herein is the sole property of MIRUS International Inc. Any form of reproduction, distribution and/or disclosure of this information, all or in part, is strictly prohibited without the express written consent of MIRUS International Inc.		Title 800HP, 480V, 60Hz Enhanced Enclosed Style Lineator AUHF			
		Filename AUHF-800-480-60-D-E1E-A18	Revision A18	Sheet 1/1	